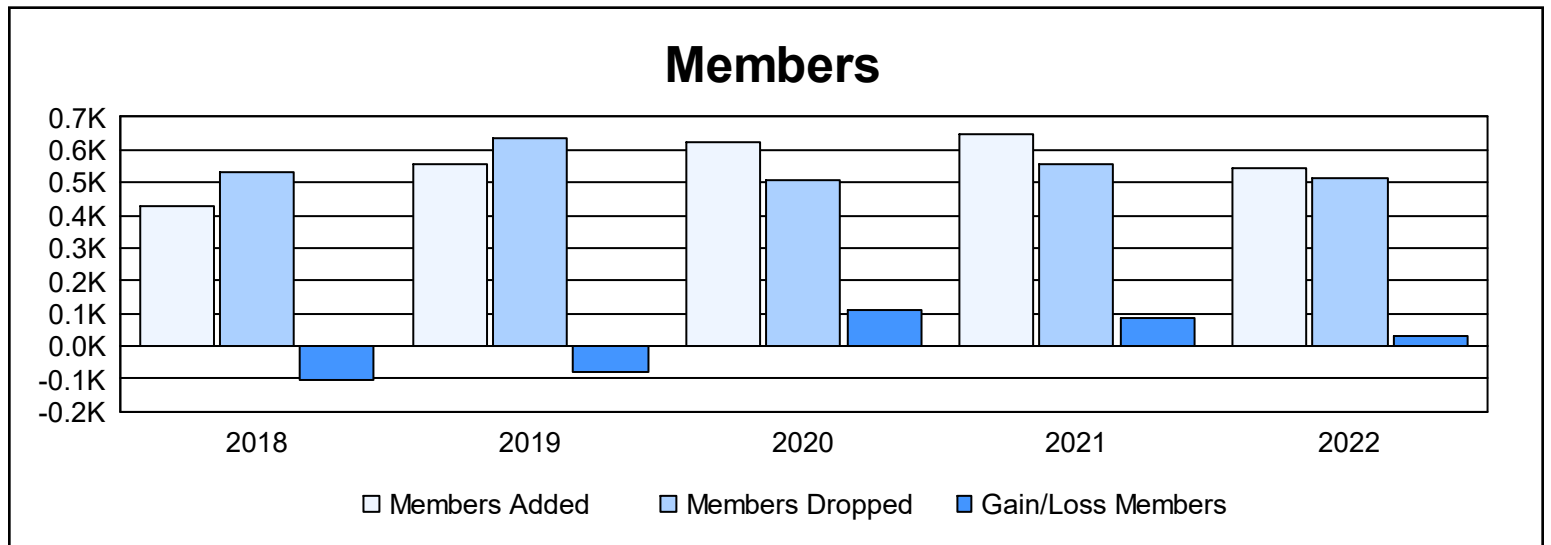
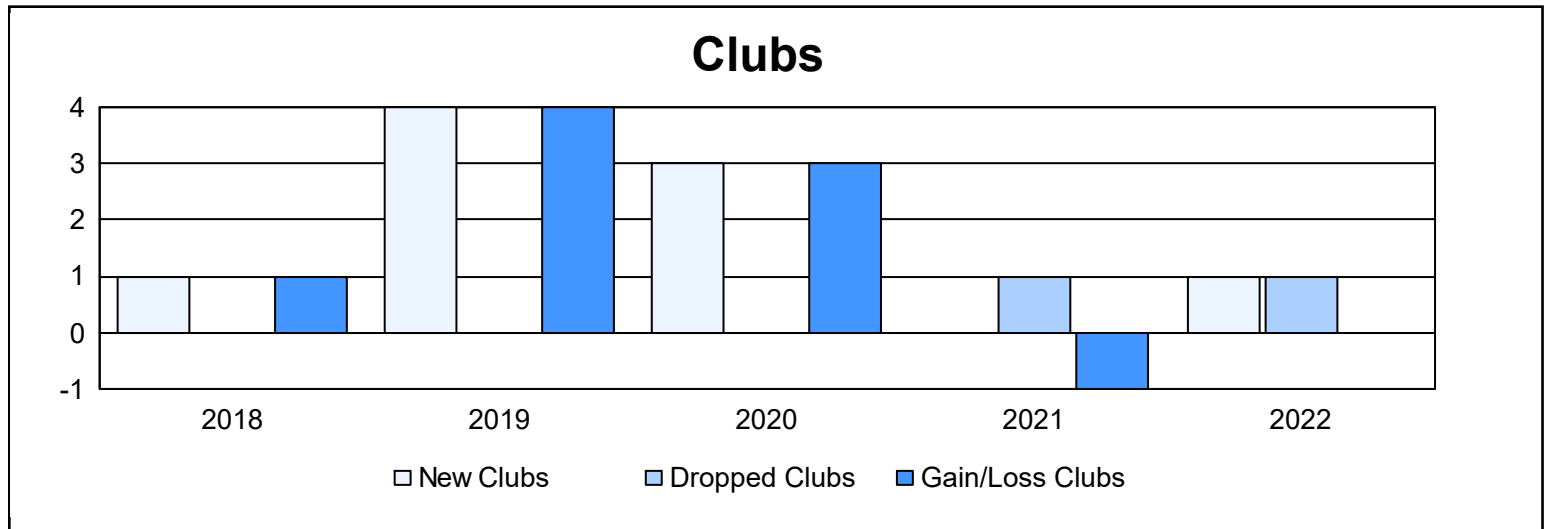
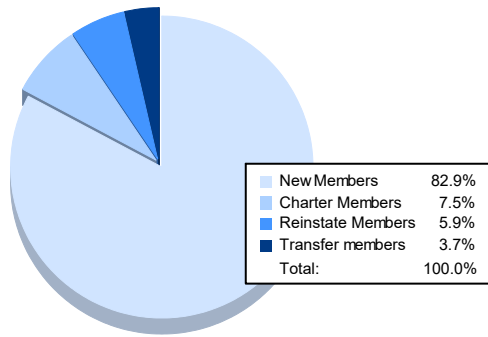


| Year | New Clubs | Dropped Clubs | Gain/ Loss Clubs | New Members | Charter Members | Reinstate Members | Transfer Members | Total Member Added | Total Members Dropped | Gain/ Loss Members |
|----------------|-----------|---------------|------------------|-------------|-----------------|-------------------|------------------|--------------------|-----------------------|--------------------|
| 2017-2018 | 1 | 0 | 1 | 352 | 47 | 24 | 3 | 426 | 531 | -105 |
| 2018-2019 | 4 | 0 | 4 | 378 | 135 | 30 | 15 | 558 | 634 | -76 |
| 2019-2020 | 3 | 0 | 3 | 450 | 108 | 48 | 15 | 621 | 510 | 111 |
| 2020-2021 | 0 | 1 | -1 | 590 | 5 | 41 | 11 | 647 | 559 | 88 |
| 2021-2022 | 1 | 1 | 0 | 451 | 41 | 32 | 20 | 544 | 511 | 33 |
| Average | 2 | 0 | 1 | 444 | 67 | 35 | 13 | 559 | 549 | 10 |



Membership Composition June 2022 Cumulative



Gender Composition June 2022 Cumulative

